



# Child Care in Whatcom County



January 2017

## Child Care Aware of Washington

Child Care Aware of Washington provides thorough and independent information and support:

- For families seeking quality child care
- For child care programs seeking to improve quality and
  - For effective policymaking

Since 1989, our regional member programs and statewide Family Center have enhanced the quality of child care and helped families by:

- Delivering training, technical assistance, & consultation to child care providers
- Supplying families with consumer education & referrals for child care

(formerly the Washington State Child Care Resource & Referral Network)

### Whatcom County

is served locally by

### Child Care Aware of Northwest Washington

a program of

The Opportunity Council

1111 Cornwall Ave, Ste 200  
Bellingham, WA 98225

<http://www.oppco.org/ccrr/>

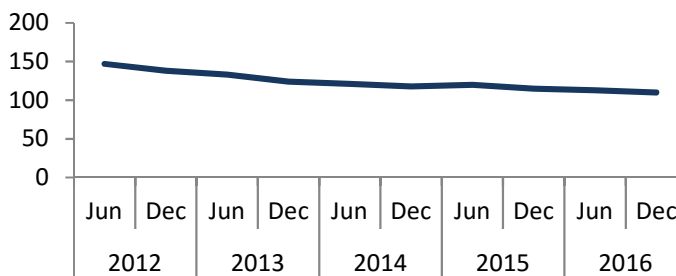
888.444.1862 x227

## Trends in Child Care

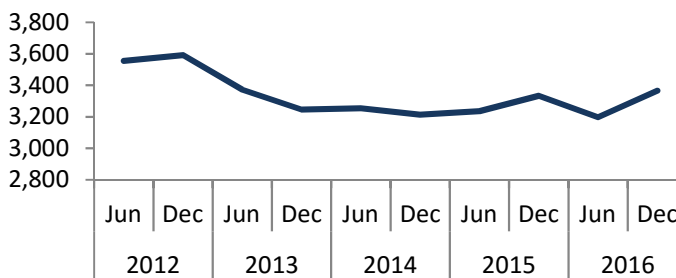
In most parts of Washington, the number of child care providers and capacity for children declined several years ago, but since 2013 the number of providers has become more stable.

In Whatcom County, the number of child care providers has dropped from 147 with capacity for 3555 children in 2012, to 110 providers with capacity for 3367 children in December of 2016.\*

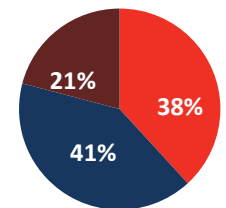
Number of Child Care Providers



Total Child Care Capacity

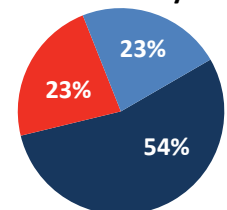


Child Care Provider Type



- Centers
- Family Child Care
- School Age Only

State Subsidy



- Accept all ages
- Do not accept
- Accept school age only

## Early Achievers

Early Achievers is Washington's **Quality Rating and Improvement System (QRIS)**, which gives training, technical assistance, coaching, awards, scholarships, and other benefits to child care providers **to improve the quality of their care.**

### Statewide, 3,998 child care providers participate in Early Achievers.

Approximately 74% of licensed child care providers in Whatcom County are enrolled in Early Achievers. Early Achievers provides families with valuable child care program quality information so they can make informed child care choices.

### Early Achievers (QRIS) Participation

Total	81
Child Care Centers	32
Family Child Care	32
Head Start & State Preschool Sites	17
Enrollment as of	2/28/17

**Demographics**

**Population<sup>1</sup>**

Total Population in 2016	212,540
Change since 2012	9,040
Children under 5 yrs	11,467
Children under 15 yrs	35,312
K-12 Enrollment <sup>2</sup>	27,223

**Economics**

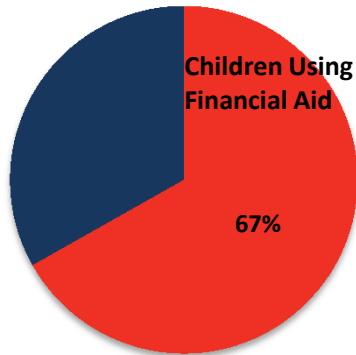
% of children under 18 living in poverty <sup>3</sup>	14.5%
% of children under 6 w/ all parents working <sup>4</sup>	56.3 to 63.3%
Median Household Income <sup>1</sup>	\$53,481
Unemployment Rate <sup>5</sup>	5.7%

**Helping Families Find Child Care in 2016**

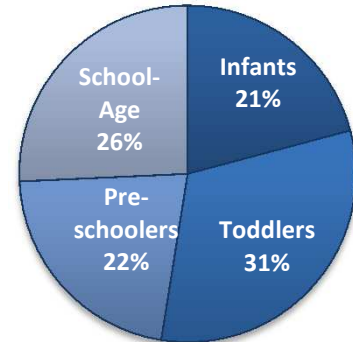
In 2016, Child Care Aware of Washington programs helped 15,753 families find child care providers matching their unique needs.

In Whatcom County alone, we helped 471 families with 660 children in need of child care to search for matching providers 588 times.

**Children Using Subsidies**



**Referral Demand by Child Age**



**Compensation in 2014**

Comparison of Average Annual Salary/Income <sup>6</sup>	
Child Care Center Teacher	\$26,316
Child Care Center Director	\$35,964
Family Child Care Provider (Gross Earnings)	\$41,154
K-12 Teacher (Statewide) <sup>7</sup>	\$57,822

**Monthly Cost of Child Care in 2016**

Centers	Median Cost	75th Percentile Cost	State Subsidy Rate	Median Cost as a % of Median Income
Infant	\$988	\$997	\$930	22%
Toddler	\$858	\$911	\$775	19%
Preschool	\$745	\$845	\$670	17%
School Age	\$650	\$755	\$650	15%

Family Child Care	Median Cost	75th Percentile Cost	State Subsidy Rate	Median Cost as a % of Median Income
Infant	\$856	\$910	\$910	19%
Toddler	\$758	\$867	\$770	17%
Preschool	\$672	\$758	\$770	15%
School Age	\$618	\$650	\$624	14%

**Contact Child Care Aware of Washington**

1551 Broadway, Ste 300  
Tacoma, WA 98402  
866.416.4321

**Data Sources:**

Most data is from Child Care Aware of Washington. More data and full citations are available at <http://wa.childcareaware.org>.

\*Includes licensed child care (centers and family child care) and exempt school-age programs only

<sup>1</sup> Washington State Office of Financial Management, 2016

<sup>2</sup> Office of the Superintendent Public Instruction, October Enrollment Report, 2016-2017

<sup>3</sup> U.S. Census Bureau Small Area Income and Poverty Estimates, 2015

<sup>4</sup> U.S. Census Bureau American Community Survey, 2015

<sup>5</sup> Washington State Employment Security Department; U.S. BLS, Local Area Unemployment Statistics, 2016 (not seasonally-adjusted)

<sup>6</sup> Department of Early Learning & Washington State University, Washington State 2015 Child Care Survey

Note: Child care provider income is regional data, not county-specific. Whatcom County is in DEL Region 3 which includes: Island, San Juan, Skagit, Snohomish, Whatcom.

<sup>7</sup> Office of the Superintendent Public Instruction, Historical Comparison of Statewide School District Personnel, 2015-2016